

FAST ACTION ROUNDUP


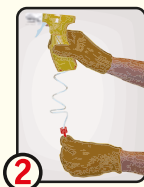
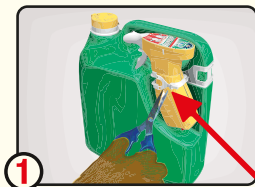
Ready-to-Use Weedkiller

Multi-purpose weedkiller, kills annual and deep rooted perennial weeds, including grasses, dandelions, docks, nettles, ground elder, bindweed and thistles. It is inactivated on contact with the soil and is then broken down by soil micro-organisms, to allow replanting, **KEEP CHILDREN AND PETS OUT OF TREATED AREAS UNTIL DRY.**

Instructions for Use

How to use

Although not a requirement, as good practice, we recommend wearing waterproof gloves and gardening footwear. **1.** Clip band carefully. **2.** Pull out red connector. **3.** Insert red plug into spout on cap until it clicks. Squeeze cap as indicated and turn to open. **4.** Rotate nozzle to 'spray' or 'stream'. **5.** Prime by squeezing the trigger several times. Hold the sprayer approximately 50 cm away from the target weed and spray to lightly wet the weeds - avoid run-off. • Rotate nozzle to 'OFF' after use and turn cap to closed position. Re-clip sprayer.



When to use

- Spray at any time when the weeds are actively growing and have adequate leaf area to absorb the spray.
- Rain within 6 hours of spraying reduces effectiveness and repeat treatment may be necessary.
- Apply in calm conditions to avoid drift onto cultivated plants.

Where to use

- Controls most weeds around the garden, e.g. gravel areas, paths, drives, hard surfaces, patios, tarmac, along fences and for edging lawns.
- Can be used to clean up weedy ground before planting vegetables, flowers, bushes and trees, and to renovate overgrown areas.
- Do not use on lawns or other wanted plants unless you want to kill them.

Restrictions

- Avoid contact by spray and spray drift with cultivated plants and desired vegetation
- To avoid transfer to lawns and other desired vegetation do not walk into treated areas until the product has dried
- Do not re-use empty bottle

- *Although not a requirement, as good practice, we recommend wearing waterproof gloves and gardening footwear*
- Treat established perennial weeds at the start of flowering to give best results.
- Spray nettles and ground elder when new leaves have unfolded fully in late spring.
- Weeds may show first effects from a few days up to 4 weeks, depending on the weather and the type of weed.
- Leave weeds 7 days before digging or soil cultivation, for the weedkiller to move to the roots.
- Repeat application if necessary, should new growth appear.

This product is a home garden weedkiller for use on unwanted vegetation and areas not intended to bear vegetation. It contains 7.2g/l glyphosate acid (present as 9.7g/l) IPA salt of glyphosate in a ready to use solution.

RISK AND SAFETY INFORMATION

Read label before use • Keep out of reach of children • Keep product away from food and drink If medical advice is needed, have product container or label at hand • Keep product in original container • Dispose of contents/container to a household waste recycling centre as hazardous waste except for empty containers which can be disposed of by recycling. Contact your local council for details. **To avoid risks to human health and the environment, comply with the instructions for use.** MAPP 144810 PCS 01669

STORAGE AND DISPOSAL

DO NOT EMPTY INTO DRAINS, SINKS OR OTHER WATER POINTS.
DO NOT CONTAMINATE WATER WITH THE PRODUCT OR ITS CONTAINER.



**Keep children and pets
away from treated areas
until spray has dried**



Approval Holder

Monsanto UK Ltd
PO Box 663
Cambourne
Cambridge CB1 0LD
England

For more information visit:
www.lovethegarden.com
or call +44 (0)1276 401 300
Evergreen Garden Care UK Ltd,
1 Archipelago, Lyon Way,
Frimley, Surrey GU16 7ER.

3 Litre e

PROTECT FROM FROST